



Parent University

Reflections, Resources, and Best Practices for eLearning


September 10, 2020 Pre-K – 1

September 14, 2020 Grades 2 – 5

September 17, 2020 Grades 6 – 12

All Sessions run from 6:30 pm – 8:00 pm

Superintendent Runcie's Video



Mindfulness Practice



Family and Student Social Emotional Learning (SEL) and Mindfulness Toolkits & Resources

- Found in CLEVER SSO Launchpad sso.browardschools.com
- Includes 10 Minutes of Mindfulness and Social & Emotional Learning Activities for Families and Students
- Uses ReThink Ed Activities

Welcome to the Family and Student SEL and Mindfulness Toolkits!


[Toolkit for Families](#)
[Toolkit for Students](#)

[10 Minutes of Mindfulness](#)



We recognize the importance of social & emotional learning (SEL), that helps our students how to recognize and manage their emotions, show empathy and understanding for others, build and maintain positive relationships, and make ethical, responsible, and safe decisions also supports their academic growth. Broward County Public Schools has partnered with [Rethink Ed](#), an evidence-based program for Grades K-12 that provides online lessons and additional resources students, educators and parents, all supporting SEL, the foundation of all learning.

Click on Toolkit Links Below



How Do I Register for My Free ReThink Ed Account?

- Sign up found in Yellow Family Toolkit
- Find Family Activities and Helpful Videos for Caregivers
- [CLICK HERE FOR BROWARD COUNTY PUBLIC SCHOOLS/RETHINK ED PARENT ACCOUNT REGISTRATION!](#) (Links to an external site.)
- Complete the form and click REGISTER. Enjoy the program with your child!

Family Social and Emotional Learning and Mindfulness Toolkit - Welcome!



Family SEL and Mindfulness Toolkit

The SEL and Mindfulness Toolkit for Families provides a list of social & emotional learning (SEL) and mindfulness resources to support you, your child and family during these challenging times. In the classroom teachers may be using [ReThink Ed](#) Platform. This Family SEL and Mindfulness Toolkit will provide activities by clicking on links below and clicking the "NEXT" button at the bottom of the page.

- Social-Emotional Learning (SEL) resources to share vital social emotional skills
- Mindfulness video and activities (evidence-based, secular examples)
- Tools to support your own inner resources in dealing with stress in today's world, during school's reopening and this time with COVID.

For information click on drop down menus below.



Sign up for Free Family ReThink Ed Account

How Do I Register for My Free ReThink Ed Account?

- [CLICK HERE FOR BROWARD COUNTY PUBLIC SCHOOLS/RETHINK ED PARENT ACCOUNT REGISTRATION!](#)
- Complete the form and click REGISTER. (Note: Be patient. This process may take a few minutes.)
- Write down your username and password.
- Enjoy the program!



Activities for Families to do Together

Visit [10 Minutes of Mindfulness](#) and Student [SEL and Mindfulness Toolkit](#) page for other activities!

Check out the free Mindfulness Class for Kids on [MindfulSchools](#)!

10 Minutes of Mindfulness Recorded Sessions

- Select the Blue Toolkit for the 10 Minutes of Mindfulness On-Demand recorded sessions
- Listen as a family to help cope with the stress and challenges of today's world



10 Minutes of Mindfulness



10 Minutes of Mindfulness in BCPS

Mindfulness supports the social & emotional learning (SEL) of students by helping grow awareness of the present moment with compassion toward oneself and others. Consider viewing one of the links for a 10 Minutes of Mindfulness sessions.

[Click here for this week's recorded 10 Minutes of Mindfulness sessions](#)

It is important that

- Activities be presented as invitational and have choices. For example students may choose to keep eyes open instead of closed
- There be no right or wrong responses - Noticing what occurs in the present moment - good and bad and neutral
- Include reflection after the practice in a journal or discussion
- Repeat the practice multiple times to develop deeper observations of experiences, sensations and the environment

Click on a link below for a recorded session

Date	Audience	Link for Session
Mon. Aug. 31 8:00 AM	Elementary	Click Here for Session Link Elem. #9
Mon. Aug. 31 1:50 PM	Elementary	Click Here for Session Link

Who's who?

Meet the Panels

Parent Panel

Juan Sierra - Tequesta Trace Middle
Tonya Baker Turner – Glades Middle
Dorcas Troche – Flanagan High School
Shawana Newson – Cross Creek School

Principal and Teacher Panel

Ashley Trimble, Middle School Science Teacher – New River Middle
Alin Andre, Guidance Director – Nova High School
Michael Hornsby –ESE Teacher, Whispering Pines Center
Francine Baugh, Principal – Millennium 6-12

Student Panel

Lily Zheng – Marjorie Stoneman Douglas HS – Visual Arts
Santiago Gutierrez– Nova High School –STEM
Clementina Franceschi – Cypress Bay HS – Choral Student
Drew Weaver – Lyons Creek MS - Debate

Resources Available to Parents and Students



LIVE

52

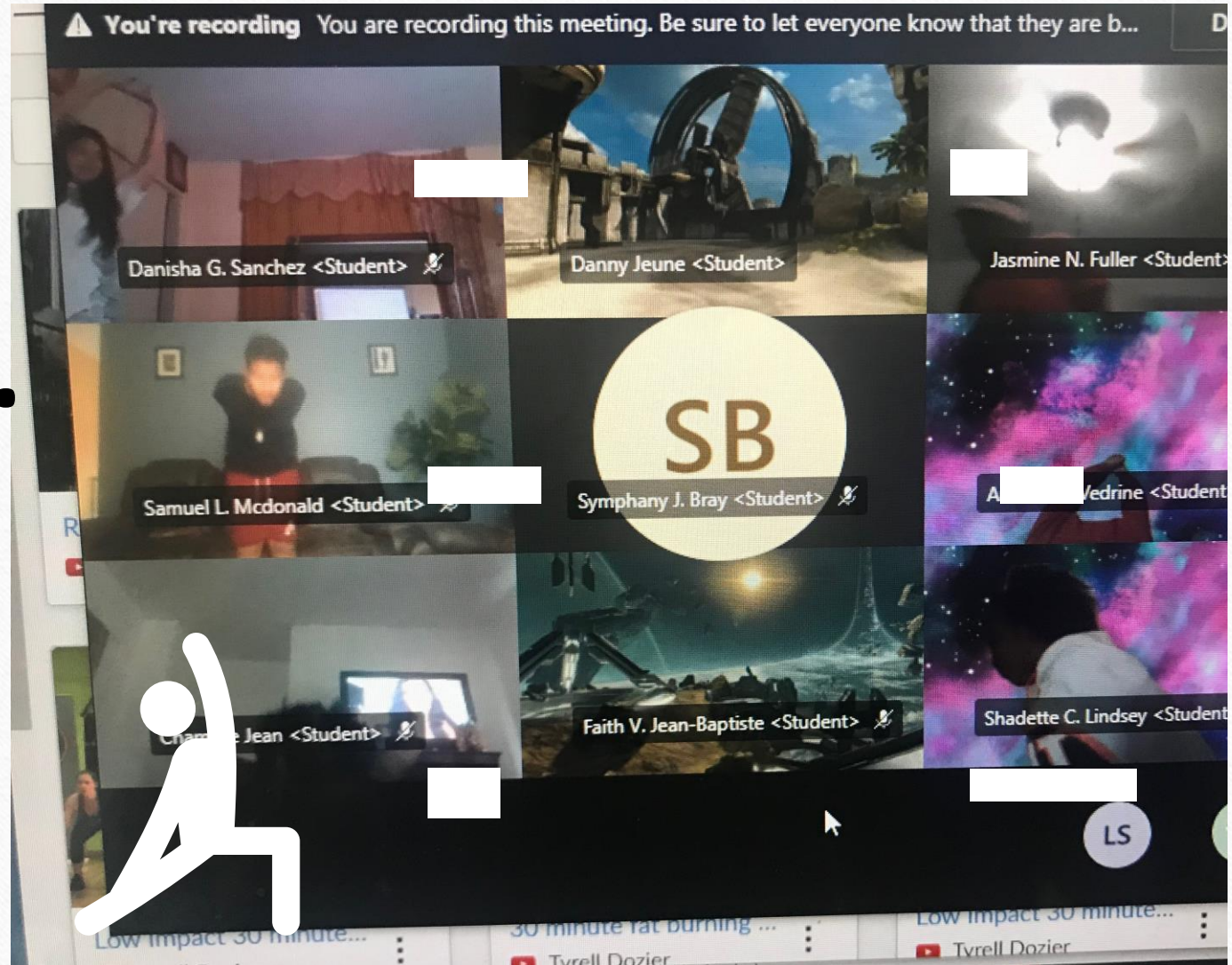
Dept. of Applied Learning

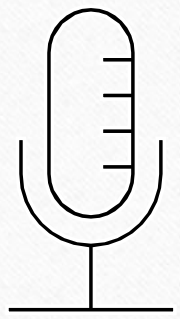
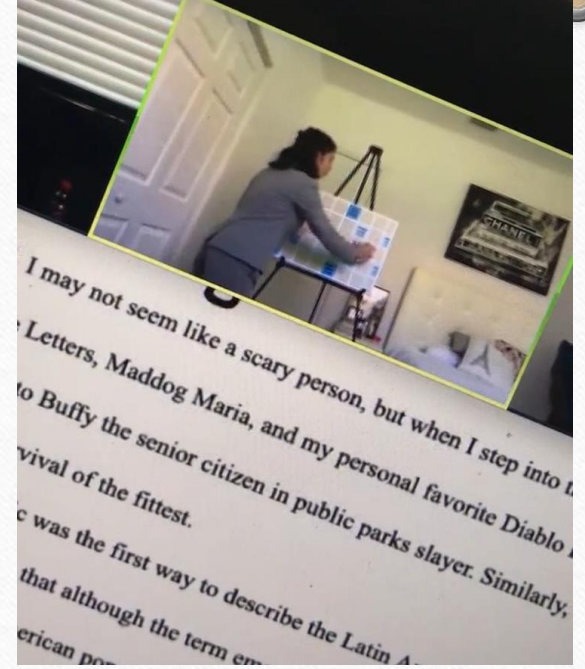
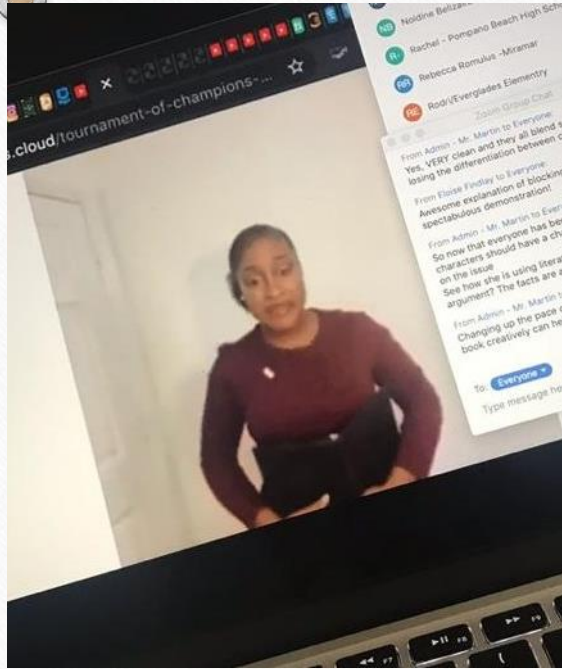
Elective courses and
extracurricular activities to
keep our students engaged.



When the world stops, keep moving.

- **Physical education** students are engaging with their teachers daily through TEAMS, learning about **the body, nutrition, and healthy living** through **exercise** and engaging **wellness** activities.





Unmute yourself.

- Our students experience **Debate** as an **elective** for grades 6-12 as well as through extracurricular involvement.
- No matter where they are in age or location, online debate practices and virtual competitions **improve speaking, writing, research, argumentation**, and more.
- Debaters are always **ready to meet the moment**

LIVE

52



Get into the virtual groove.

- **Music and performing arts** virtual education **will not miss a beat.** Classes and extra-curricular activities in **theater, music, and dance** are still happening, as well as our Honor performing groups and competitions. **The creative journey never stops,** and the experience of performance will still be one to remember.


Create a masterpiece.

- Our students continue to learn new ways of expressing their own vision and perception of the world through visual arts.
- Visual Art teachers are embracing the creative side of teaching online, taking their students on **virtual art museum trips** around the world.
 - Students (6-12) learn **new art material uses** and even **how to make these materials** at home.



Embrace technology or save the planet.

- **STEM+ Computer Science** programs empower students to address **global challenges** of local relevance through collaborative, project-based learning.
 - Our students explore **sustainability** and the many ways **technology** impacts society.
- Secondary students use **design thinking** to address **societal needs** with tools such as Python, Unity and Computer Assisted Design (CAD)



```
Code Builder
//This function dig a room of a desired size
function digARoom () {
  length12 = length - 1
  width12 = width - 1
  agent.destroy(FORWARD)
  agent.move(FORWARD, 1)
  for (let index = 0; index < height - 1; index++) {
    for (let index = 0; index < length12; index++) {
      agent.destroy(FORWARD)
      agent.move(FORWARD, 1)
    }
    agent.move(BACK, length12)
    for (let index = 0; index < length12; index++) {
      for (let index = 0; index < width12; index++) {
        agent.destroy(LEFT)
        agent.move(LEFT, 1)
      }
      agent.move(RIGHT, width12)
      agent.move(FORWARD, 1)
    }
    for (let index = 0; index < width12; index++) {
      agent.destroy(LEFT)
    }
  }
}
```

This code builds a room.
The complicated part is
that it's completely
customizable.



Recording...

Total non-video participants: 2



Learn2Live

Live2Learn



Student Panel



Lily Zheng – Marjorie Stoneman Douglas HS – Visual Arts

Santiago Gutierrez– Nova High School –STEM

Clementina Franceschi – Cypress Bay HS – Choral Student

Drew Weaver – Lyons Creek MS - Debate



Q & A - Part 1



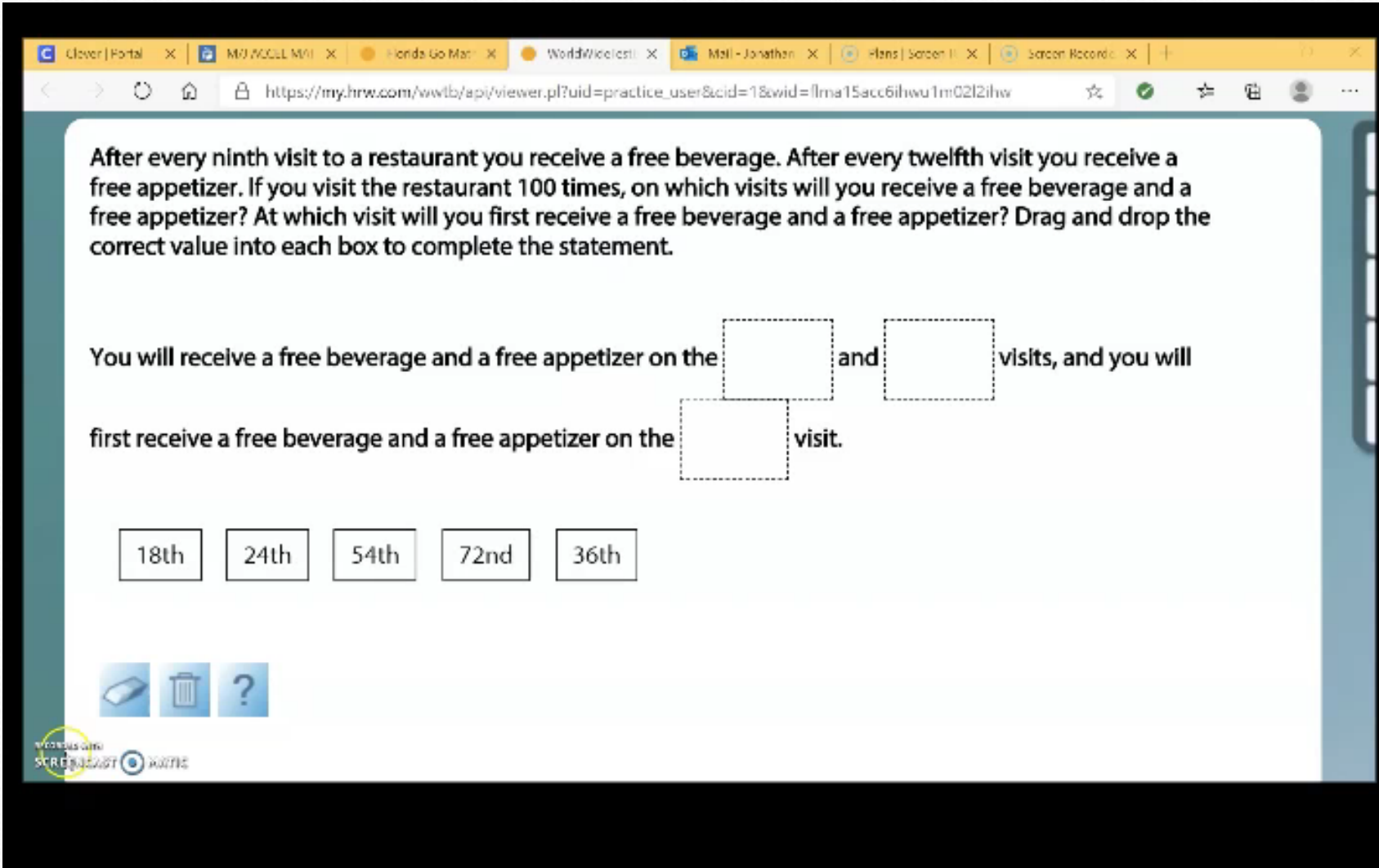


Our districtwide evening academic assistance began on Wednesday, September 2, 2020. This service is provided Monday through Thursday from 3:00 p.m. to 8:00 p.m. Students can find a link in their Canvas courses to "**Ask BRIA**" (Broward Remote Instructional Assistant). By clicking on that link, they are guided to a live Teams session with a certified teacher to receive academic support.

The District published a link in all students' Canvas courses entitled "Ask BRIA" on Tuesday, September 1, 2020. We began the service on Wednesday, September 2, 2020.

Let's look at how an elementary student uses Ask BRIA.

Student Video Using Ask BRIA



The screenshot shows a web browser window with several tabs open. The active tab is displaying a math problem. The problem text is: "After every ninth visit to a restaurant you receive a free beverage. After every twelfth visit you receive a free appetizer. If you visit the restaurant 100 times, on which visits will you receive a free beverage and a free appetizer? At which visit will you first receive a free beverage and a free appetizer? Drag and drop the correct value into each box to complete the statement." Below the text, there are two lines of text with dashed boxes for input: "You will receive a free beverage and a free appetizer on the [] and [] visits, and you will first receive a free beverage and a free appetizer on the [] visit." At the bottom, there are five buttons labeled "18th", "24th", "54th", "72nd", and "36th". There are also icons for erasing, deleting, and help.

Clever | Portal x M/J, COLL M/V x Florida Go Mar x WorldWooles x Mail - Jonathan x Plans | Screen x Screen Record x

https://my.hrw.com/vwtb/api/viewer.pl?uid=practice_user&cid=1&wid=flma15acc6ihwu1m02i2ihw

After every ninth visit to a restaurant you receive a free beverage. After every twelfth visit you receive a free appetizer. If you visit the restaurant 100 times, on which visits will you receive a free beverage and a free appetizer? At which visit will you first receive a free beverage and a free appetizer? Drag and drop the correct value into each box to complete the statement.

You will receive a free beverage and a free appetizer on the [] and [] visits, and you will first receive a free beverage and a free appetizer on the [] visit.

18th 24th 54th 72nd 36th


Wonders.com SCREENCAST KAMIC

Reflections



Parents Working at Home with Students



Grades 6 - 12



Multiple Students eLearning in the Same Household



Multiple Ways Students are eLearning



Parent Panel Discussion

How can we do eLearning well?



Tonya Baker Turner



Q & A - Part 2





Parent Resources

1. For Exceptional Student Education students in grades K-5 parents can self-enroll in a Canvas resource course at: <https://browardschools.instructure.com/enroll/XTLXDN>

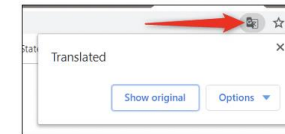
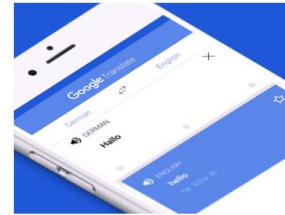
2. Open CANVAS course for parents of English Language Learners of resources to support their child at: <https://browardschools.instructure.com/courses/867005>

3. For students in Grades Pre-K - 5: Parents should access the Supporting Young Learners open Canvas course at <http://bit.ly/SupportingYoungLearners>. This course provides guidance and resources related to English Language Arts/Literacy, Math, Science, Social Studies, and Social Emotional Learning to help ensure your child continues to be successful in school.

4. For students in Grades 6 - 12: Parents should access the Supporting Secondary Learners open Canvas course at <http://bit.ly/SupportingSecondaryLearners>. This course provides guidance and resources related to English Language Arts, Math, Science, Social Studies, and Social Emotional Learning to help ensure your child continues to be successful in school.

English Language Learners

<https://browardschools.instructure.com/courses/867005>



TOOLS FOR SUPPORTING ELLS THROUGH REMOTE LEARNING

Bilingual/ESOL Department

esolparents@browardschools.com
Phone 754-321-2951





Parent Resources

1. **Learning Never Closes:** When the school buildings are closed for any reason (vacation, weekends, or even unexpected closures), BCPS encourages families and caregivers to have students engage in academic activities such as the ones found at:

<https://www.browardschools.com/learningnevercloses>

2. **Canvas Parent course** providing information about BCPS digital resources including the Canvas Parent and Student Apps and information on how to use Canvas as a student at

<https://browardschools.instructure.com/courses/411>

3. **Download** your free copy of Microsoft Office Suite from <https://www.browardschools.com/Page/38732>

4. The **Digital Student Resources** course is found on the [Single-Sign-On Clever Launch Pad](#) where students can access their digital textbooks. They can also click on the Student Textbooks & Resources link located under Resources in the blue global navigation menu in any Canvas course.

5. **Students can learn how to use Canvas** by participating in the [Passport to Canvas](#) course found in the [BCPS Digital Student Resources](#) Canvas Course.

6. For information and updates on the **Coronavirus** visit [browardschools.com/coronavirus](https://www.browardschools.com/coronavirus).



CONTACT YOUR SCHOOL FOR PERSONALIZED TECHNOLOGY SUPPORT

Instead of contacting the Virtual Call Center, for the time being parents should reach out to their individual schools for assistance. We realized that as the school year begins, parents can be served much better by their own schools.

BCPS parents, students and staff are encouraged to call their **school's phone line** if they have questions or need help with any of the following:

- Operating the computer device
- Fixing a computer device
- Obtaining a computer device
- Using academic platform or programs, such as Canvas, Teams, Office, etc.

For curriculum support, families should continue to contact the main phone number of the school the student attends. Mental health support is also available through BCPS Student Services Department by calling 754-321-HELP (4357).



TEMPORARILY SUSPENDED CONTACT YOUR SCHOOL FOR TECHNICAL SUPPORT



BCPS LIBRARY MEDIA RESOURCES

Broward County Public School Library Resource Page can be accessed through Canvas Learning Management System or Destiny Automated Library System



Library Media Services

ONLINE DATABASES:

Online databases contain academic articles and media files that students can use for inquiry-based projects and independent study.

- Britannica
- Gale
- Proquest: SIRS Discoverer (Elementary and Middle)
- Proquest: SIRS Issues Researcher (High School)


OTHER RESOURCES INCLUDE:

- Tumblebooks: This site offers storybooks, audiobooks, games, and more
- TeachingBooks.Net: A Resource portal of author videos and ancillary materials for novel study
- Sun Sentinel Newspaper: Curriculum activities
- Broward County Library Digital Resources: Access to encyclopedias, learning resources, newspapers & magazines, and more




Canvas Access

Step 1 From the Clever Launchpad Click the Canvas icon




Step 2 Click on Resources from the blue global navigation on your Canvas Dashboard



Step 3 A new tab opens on the side, click on Library Media Resources



Step 4 Select either home or school access
(Note: the home access provides a username and password on some databases, others do not need one.)




The School Board of Broward County, Florida, prohibits any policy or procedure which results in discrimination on the basis of age, color, disability, gender, identity, gender expression, genetic information, marital status, national origin, race, religion, sex or sexual orientation. The School Board also provides equal access to the Key Scouts and other designated youth groups. Individuals who wish to file a discrimination and/or harassment complaint may call the Director, Equal Educational Opportunities/ADA Compliance Department & District's Equity Coordinator at 754-321-2520 or Tallynne Machine (Tf) 754-321-2523.

Individuals with disabilities requesting accommodations under the Americans with Disabilities Act Amendments Act of 2008, (ADAAA) may call Equal Educational Opportunities/ADA Compliance Department at 754-321-2520 or Tallynne Machine (Tf) 754-321-2523.



BCPS LIBRARY MEDIA RESOURCES

Broward County Public School Library Resource Page can be accessed through Canvas Learning Management System or Destiny Automated Library System



Library Media Services

ONLINE DATABASES:

Online databases contain academic articles and media files that students can use for inquiry-based projects and independent study.

- Britannica
- Gale
- Proquest: SIRS Discoverer (Elementary and Middle)
- Proquest: SIRS Issues Researcher (High School)


OTHER RESOURCES INCLUDE:

- Tumblebooks: This site offers storybooks, audiobooks, games, and more
- TeachingBooks.Net: A Resource portal of author videos and ancillary materials for novel study
- Sun Sentinel Newspaper: Curriculum activities
- Broward County Library Digital Resources: Access to encyclopedias, learning resources, newspapers & magazines, and more




Destiny Access


Step 1 From the Clever Launchpad Click the Destiny icon



Step 2 Choose your grade level then click on the plus button to expand and choose the school



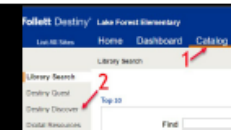
Step 3 Select the Log In button in the upper right




Step 4 Click the Broward Clever SSD icon



Step 5 Click the Catalog tab then select Discoverer on the left tab




Step 6 Next click the Library Media Resources button




Student Engagement in the eLearning Environment



Teacher and Administrator Panel Maintaining Student Engagement



**Using
Microsoft
Teams for
Class
Collaboration**



Q & A - Part 3



Basic eLearning Information




Download the Teams Desktop App Onto a Computer

Step 1: Log into the Clever SSO Launchpad

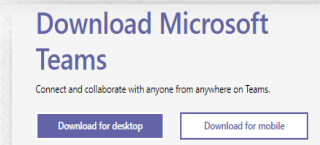
Step 2: Select the Teams icon.

Step 3: Once Teams loads, look at the top right for the profile icon. This could be initials or an image.

Step 4: Select Download the desktop app and follow the instructions given.

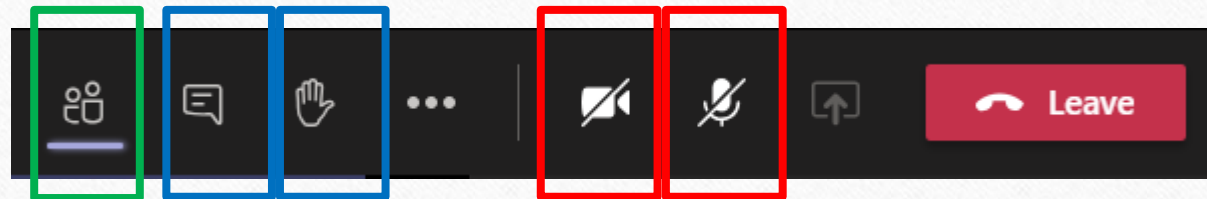


OR You can go directly to the Microsoft website and choose Download for desktop
<https://www.microsoft.com/en-us/microsoft-365/microsoft-teams/download-app>



Why am I Having Issues with Teams?

- Make sure that you have logged in with the Teams Desktop Application through the Clever Single Sign On Launch Pad. This will provide you more capabilities than joining by using a web browser. Proper instructions are on the next slide.
- If you're having problems with your webcam or microphone, begin by ensuring that your hardware is plugged in correctly. Next, ensure that during a meeting, your microphone and webcam are enabled. (Highlighted in red below). You **do not** want to see the bar across the video or microphone image.



- How do I get my teacher's attention? Raise your hand or put a message in the chat (highlighted in blue above)
- Why am I coming in as a guest when I join my teacher's Team web conference? You have not logged in using the Clever Single Sign On and clicking on the Teams icon.
- To make sure that you always see your teacher on the screen, you can PIN your teacher. Go to the participant icon (highlighted in green above) and click on the three dots to the right of your teacher's name and then click on PIN.


Avoiding Teams Meeting Interruptions

Students should follow these steps, in order, when joining eLearning classrooms in Microsoft Teams:

- (1) Log into sso.browardschools.com
- (2) Select Office 365 from the Clever Launchpad
- (3) Select Teams from the Office 365 page
- (4) Go to the Clever Launchpad and choose Canvas
- (5) Click on the Teams meeting link within the Canvas course

If you have the Teams Desktop app downloaded on your computer, choose to open the desktop app (Preferred). If not, you can continue using the web browser until you download the app.

This will place students into a lobby until the teacher allows them into the eLearning classroom. It will also correctly identify the student as part of the organization and not as a guest.





Web Conferencing Netiquette

Students need to follow proper web conferencing netiquette and display the proper code of conduct and decorum in a virtual meeting. To help you participate well in your class web conference follow these simple virtual meeting netiquette rules and tips:

1. Leave the keyboard alone...
2. Dress appropriately...
3. Be aware of your surroundings...
4. Mute your microphone when you are not talking...
5. Speak up, but do not shout...
6. No food allowed...
6. Stay seated and stay present...
7. Find a quiet location with no or minimal background noise...
9. Turn off all sounds on your phone...
10. Parents should not interrupt meetings...
11. Do not record or upload any portion of any web conference ...

For more information on Digital Citizenship and Internet Safety go to [Digital Citizenship Resources](#).

Parent Community Involvement Task Force (PCITF)

The Parent Community Involvement Task Force is planning to sponsor other webinars. The members of our task force are volunteers who value your input in helping us to enhance parent involvement.

Please share any ideas you might have for future topics by emailing at pcitfbrowardschools@gmail.com.

Where Can You Find This Presentation?

- You can find this presentation on the home page of your child's school website
- All the information being shared tonight will be available to everyone on the District and school websites, including the recording of the events and transcripts in six languages: Arabic, Chinese, Haitian-Creole, Portuguese, Spanish, and Vietnamese.
- The Parent University webpage is live and can be found through the link below:
<https://www.browardschools.com/parentuniversity>

Presenters

Parent Panel 1

Juan Sierra - Tequesta Trace Middle
Tonya Turner – Glades Middle
Dorcas Troche – Flanagan High School
Shawana Newson – Cross Creek School

Principal and Teacher Panel 2

Ashley Trimble, Middle School Science Teacher – New River Middle
Michael Hornsby –ESE Teacher, Whispering Pines Center
Alin Andre, Guidance Director – Nova High School
Francine Baugh, Principal – Millennium 6-12

District Staff

Guy Barmoha, Director, Secondary Learning
Susan Cantrick – Director, Applied Learning
Dr. Daryl Diamond – Director, Innovative Learning
Dr. Jermaine Fleming – Cadre Director, OSPA
Victoria Saldala – Director, Bilingual ESOL
Carolyn Sant Angelo – Team Leader SEL
Dr. Daniel Shapiro – Supervisor, School Counseling and BRACE

Student Panel

Lily Zheng – Marjorie Stoneman Douglas HS – Visual Arts
Santiago Gutierrez– Nova High School –STEM
Clementina Franceschi – Cypress Bay HS – Choral Student
Drew Weaver – Lyons Creek MS - Debate

Producers

Randy Stephen – System Support Specialist
Jason Greenberg – Systems Analyst



What is Canvas?

Canvas is a Learning Management System, or LMS, and is often described as, "a way to simplify teaching and learning by connecting all the digital tools teachers and students use in one easy place".

With Canvas, students can:

- receive course announcements
- manage upcoming assignments for all courses in one calendar
- submit assignments
- take quizzes
- receive feedback about course work
- communicate with teachers (and other students)
- and much, much more!

Students can access Canvas through their [Single-Sign-On Clever Launch Pad](#), but teachers need to publish courses and content before students can participate and interact with them.



LINKS & RESOURCES

Parent Resources

1. **Learning Never Closes:** When the school buildings are closed for any reason (vacation, weekends, or even unexpected closures), BCPS encourages families and caregivers to have students engage in academic activities such as the ones found at:

<https://www.browardschools.com/learningnevercloses>

2. **Canvas Parent course** providing information about BCPS digital resources including the Canvas Parent and Student Apps and information on how to use Canvas as a student at <https://browardschools.instructure.com/courses/411>

3. **Download** your free copy of Microsoft Office Suite from <https://www.browardschools.com/Page/38732>

4. The **Digital Student Resources** course is found on the [Single-Sign-On Clever Launch Pad](#) where students can access their digital textbooks. They can also click on the Student Textbooks & Resources link located under Resources in the blue global navigation menu in any Canvas course.

5. **Students can learn how to use Canvas** by participating in the [Passport to Canvas](#) course found in the [BCPS Digital Student Resources](#) Canvas Course.

6. For information and updates on the **Coronavirus** visit [browardschools.com/coronavirus](https://www.browardschools.com/coronavirus).

22 Remote Learning Tips For Parents



- Set a schedule
- Verify materials
- Create a learning environment
- Every day, create a plan
- Don't teach--help
- Complete all work
- Communicate with school
- Center the child, not the work
- Identify specific barriers
- Use school resources
- Personalize the learning
- Encourage a growth mindset
- Know where to go for what
- Use Genius Hour
- Organize their learning environment
- Cultivate self-direction over time
- Honor the complexity of learning
- Help them find motivation
- Understand basic neuroscience
- Gamify the learning
- Build a learning network for your child
- Clarify knowledge demands

Tips for Parents

5 Distance Learning Tips for Parents

5 REMOTE LEARNING TIPS FOR PARENTS

#4OCF

- Build a Routine.** Try to use the same quiet spot each day. Try to be consistent in time and structure.
- Don't Worry About Finishing Everything.** Learning at home will look different than learning at school. Don't expect that students will finish everything. Don't think you have to.
- Pace Yourself.** Let students work at their own pace. And let them work at **YOUR** pace. Don't try to accomplish everything in one day. Give yourselves the gift of time!
- Take a Break.** When necessary, stop. Don't allow a learning session to turn into a struggle. Let your student take a break if needed. Or take a break if you need it!
- Enjoy THIS time TOGETHER!** This time is unique in history. You didn't plan on being home with your child, make the most of it. Go for a walk. Bake a cake. Take a bike ride. Enjoy the time TOGETHER!

MVWSD DISTANCE LEARNING

What Parents Can Do HELPING STUDENTS LEARN DURING COVID-19 SCHOOL CLOSURE

1.) A QUIET PLACE

Set up a space that is separate from your family life and area and allows for quiet



2.) TECHNOLOGY

Make sure students have internet and internet-ready devices (see www.mvwsd.org/coronavirus for help)

3.) CHECK IN

Check on progress and remind students to keep working and stay on schedule (Helpful hint: Set cell phone reminders in 30 min increments and ask kids what they're working on)



4.) TAKE BREAKS

Make sure students are taking breaks from technology - and parents, too! Strrrreeetch

5.) DRESS FOR SUCCESS

Ensure students are dressed appropriately and background distractions are limited while students are participating in video conferencing



6.) YOU-CAN-DO ATTITUDE

Encourage students to keep working when feeling unsuccessful. Encourage and praise students for staying engaged

7.) KEEP IT PRIVATE

To protect students' and teachers' privacy, don't screenshot/record classes' online images and share them on public platforms, like social media (per Federal Educational Rights and Privacy Act, and California Education Code Section 51512)



Source: MVWSD and Hanover Research

JUST DO YOUR BEST

To become experts in their field, our teachers went to University or College to earn a Bachelor's Degree in Education. They understand that good teaching and learning strategies take time to develop. Therefore, our teachers do not expect you to teach in the same way they would.

Our teachers are here to help you by providing remote learning content, support and assistance.

CREATE A DAILY ROUTINE

Just like making the bed or brushing your teeth every morning, following a routine helps children to foster good working habits that match their goals and aspirations.

For teachers, routines are central to daily classroom life.

At home establish a daily learning routine around your timetable that makes it easier for your children to learn and achieve more at home.

CONTACT TEACHERS WITHIN NORMAL WORKING HOURS!

It can be easy to forget that teachers are human beings with families and lives outside of school. Some teachers will be home-schooling their own children!

Please remember to be patient and respectful. If you have a question, please send it to your child's teacher within work hours (9am - 4pm).

DON'T MAKE LEARNING AT HOME A CHORE

Learning should not be a chore! Learners build knowledge as they explore the world around them, observe and interact with phenomena, converse and engage with others, and make connections.

Learning should be enjoyable. Try to be enthusiastic when talking to your children about the work they are doing at home. Be interested in what they're learning.

EDUCATION

4 REMOTE LEARNING TIPS

Information for
Parents/Guardians

Created by Rob Kelly

Parent Resources:

<https://blog.edmentum.com/5-things-parents-can-do-support-students-learning-online>

<https://tinyurl.com/8TipsforParents>